

CASH FLOW BUDGET - TWD ICG
For the Year 2021


CASH RECEIPTS:

Generation, Transmission and Distribution Income	65,314,000.00	78.65%
Generation, Transmission and Distribution Income (Project)	8,062,000.00	9.71%
Previous Year's Arrears	1,156,000.00	1.39%
Other Business and Service Income	5,346,000.00	6.44%
Fines and Penalties - Business and Service Income	3,152,000.00	3.80%
Interest Revenues	18,000.00	0.02%
Total Receipts	83,048,000.00	100%

CASH DISBURSEMENTS

Personal Services	36,513,600.00	43.97%
Maintenance and Other Operation Expenses	25,603,100.00	30.83%
Debt Service - LWUA	3,219,000.00	3.88%
Capital Expenditures - ICG	16,808,000.00	20.24%
Reserves	900,000.00	1.08%
Total Disbursements	83,043,700.00	100%
Net Cash Inflow (Deficit)	4,300.00	
Add: Cash Balance December 31, 2020	4,424,000.00	
Cash Balance December 31, 2021	4,428,300.00	


Prepared by:


IVY KRISTINE E. MANGUNDAYAO
Sr. Acctg. Processor A

Checked by:


WILFREDO T. MORALES
Division Manager C
Fin. & Commercial Div.

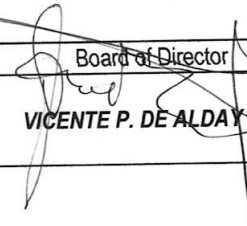
AUREA T. LINDO
Division Manager C
Admin & Gen. Services Div.


ENGR. ANSELMO B. ADAME
Division Manager C
Engg & Production Div.

Noted by:


ENGR. PERSEVERANDO T. ATIENZA
General Manager

BOARD ACTION

BR Number	Date	Board of Director
		 VICENTE P. DE ALDAY JR.

District develops new water source in Brgy. Cabatang, Tiaong, Quezon. It began its operation on December 2018.

At present, Tiaong Water is a Category C Water District that has 10,065 active concessionaires which is classified as residential and commercial. The present service area of the district is divided into twenty six (26) zones within the town of Tiaong, Quezon. The Tiaong Water District has served 27 Barangay out of 31 Barangay (87.10%) of Municipality of Tiaong.

V. BUDGET HIGHLIGHTS

The Management of the District is proposing an operating budget of P85,378,000.00 for FY 2021. This is 4% higher than the FY 2020 Budget. This will be used for Personnel Services (PS), Maintenance and Other Operation Expenses (MOOE), Financial Expenses (FE) and Capital Outlay (CO).

TIAONG WATER DISTRICT
Tiaong, Quezon
PROJECTED REVENUE AND EXPENSE BUDGET
For the Year 2021

Accounts	Average per month 2020	Estimated Annual Budget 2021	Actual (9 Mos.) 2020
Operating Revenues	4,969,671.56	85,360,000.00	44,727,044.04
Interest Revenues	313.94	18,000.00	2,825.46
TOTAL	4,969,985.50	85,378,000.00	44,729,869.50
Less, Operating Expenses			
Personnel Services	2,180,992.91	36,513,600.00	19,628,936.17
Other Operation Expenses	1,128,171.97	19,692,100.00	10,153,547.77
Repairs and Maintenance Expenses	348,636.88	5,916,000.00	3,137,731.95
Depreciation Expenses	361,736.07	5,436,000.00	3,255,624.62
Financial Expenses	137,112.44	1,532,000.00	1,234,012.00
TOTAL	4,156,650.28	69,089,700.00	37,409,852.51
NET OPERATING INCOME	<u>813,335.22</u>	<u>16,288,300.00</u>	<u>7,320,016.99</u>